


PROJECT:	Hurley Engineering Web Design Assist	UNIT TAG:	BP-1	QUANTITY:	1
REPRESENTATIVE:	Hurley Engineering Company	TYPE OF SERVICE:	Domestic Water	DATE:	
ENGINEER:	To Be Determined	SUBMITTED BY:		DATE:	
CONTRACTOR:	To Be Determined	APPROVED BY:		DATE:	
		ORDER NO.:		DATE:	

### HYDRO MULTI-B/E 2 CME10-1

Booster systems with frequency-controlled pumps

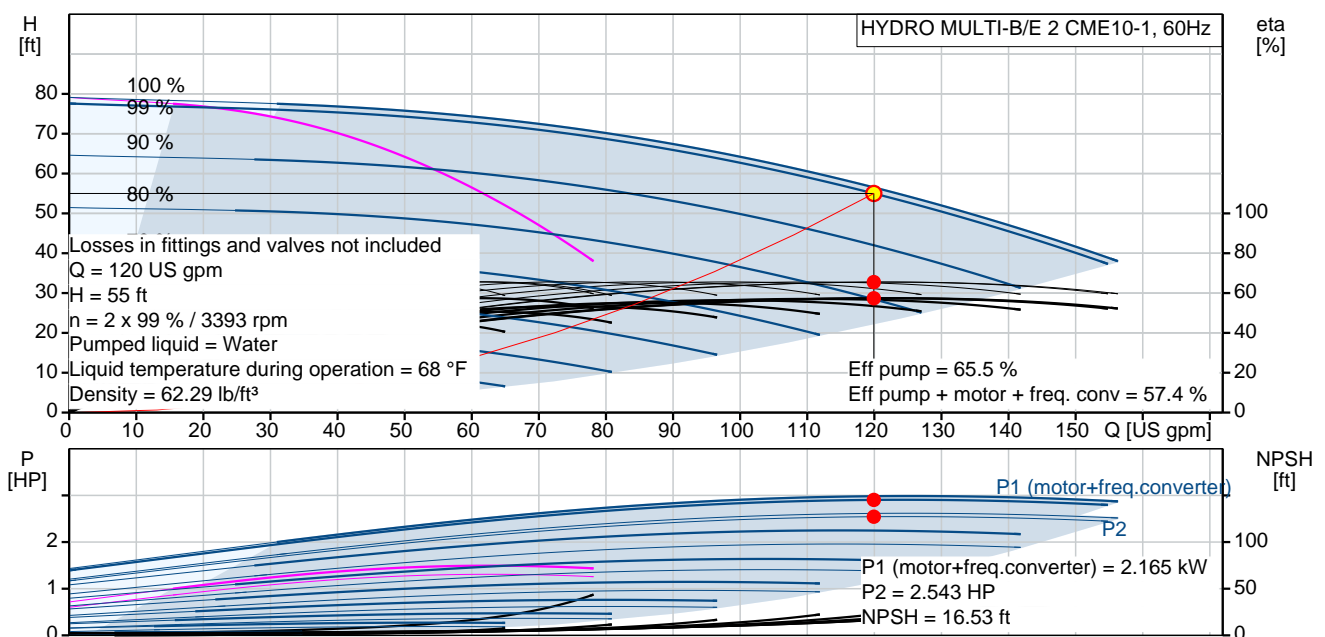


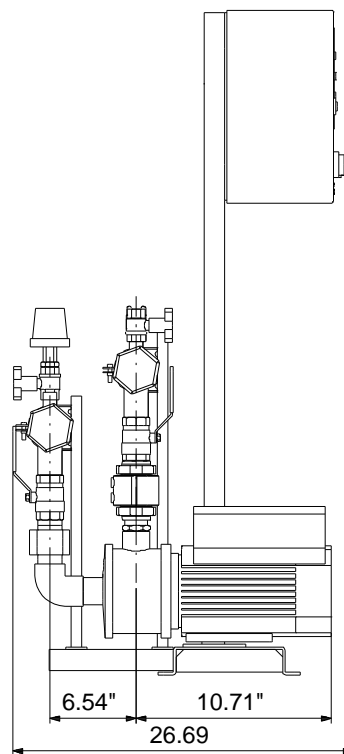
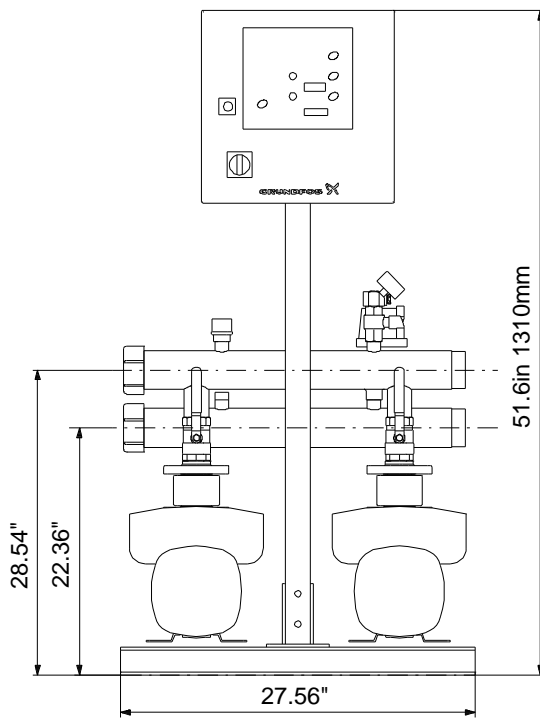
Product photo could vary from the actual product



**HURLEY ENGINEERING**  
MANUFACTURERS REPRESENTATIVES

Conditions of Service	Pump Data	Motor Data
Flow: 120 US gpm	Maximum operating pressure: 145 psi	Rated voltage: 200-240 V
Head: 55 ft	Liquid temperature range: 32 .. 140 °F	Main frequency: 60 Hz
Efficiency: 57.4 %	Pipe connection: 2.5NPT	
Liquid: Water	Product number: 91149109	
Temperature: 68 °F		
NPSH required: 16.53 ft		
Viscosity: _____		
Specific Gravity: 1.000		





**Materials:**

Pump: EN-GJL-200

Manifolds: EN/DIN 1.4571/ AISI 316 TI

Count	Description
1	<p><b>HYDRO MULTI-B/E 2 CME10-1</b>  Product No.: <a href="#">91149109</a>  Pressure booster system designed and manufactured by Grundfos.  Delivered on a common base plate, completely assembled and tested before it leaves the factory and ready for connection of water and electricity.</p> <p>All pumps are Grundfos CME pumps with integrated frequency drives connected in parallel and operated in cascade.</p> <p>The booster maintains a constant pressure through continuous adjustment of speed of the pumps and starting and stopping the pumps to meet the required flow.</p> <p>The system consists of:</p> <ul style="list-style-type: none"> <li>-2 horizontal multistage pumps with integrated frequency converter, type CME10-1</li> <li>-A suction and a discharge manifold in EN/DIN 1.4571/ AISI 316 TI</li> <li>-One non-return valve per pump placed on the discharge side as standard.</li> <li>-Two isolating valves and a clamp ring per pump for easy service and inspection of the pumps.</li> <li>-Pressure sensor and gauge.</li> <li>-CU323 Pump controller for controlling parallel coupled pumps in cascade.</li> </ul> <p>Optional equipment:</p> <ul style="list-style-type: none"> <li>-Redundant Primary Sensor</li> <li>-Water Shortage Protection</li> <li>-Non return valve on suction side.</li> <li>-Communication Modules for LON, BACnet, Modbus and GSM</li> <li>-Phase Failure monitoring</li> <li>-Beacon</li> <li>-Audible alarm</li> <li>-External transformer</li> <li>-High / Low Level alarm</li> <li>-System in operation indicating lamp</li> <li>-Alarm indicating lamp</li> </ul> <p>Accessories:</p> <ul style="list-style-type: none"> <li>-Level Switch 5 meter cable</li> <li>-Level Switch 10 meter cable</li> <li>-Extra documentation</li> </ul> <p>Functions and features of the CU323 Pump controller:</p> <ul style="list-style-type: none"> <li>-Constant pressure control</li> <li>-Automatic cascade control</li> <li>-Automatic alternation between pumps</li> <li>-Stop function</li> <li>-High Pressure Protection</li> <li>-Sensor Fault Protection</li> <li>-Motor Protection</li> <li>-Standby pumps</li> <li>-Automatic Display Lock</li> <li>-External Start / Stop (potential free contacts)</li> <li>-Easy to use HMI with 2 displays for set-point and process value</li> <li>-2 digital outputs,</li> <li>-Auto / manual control of pumps</li> <li>-Optional bus communication</li> <li>-Optional Safe Tank filling sequence</li> <li>-Optional monitoring of inlet pressure by means of inlet sensor</li> </ul> <p>Technical data:  Rated Flow: 106 US gpm</p>



Company name:

Created by:

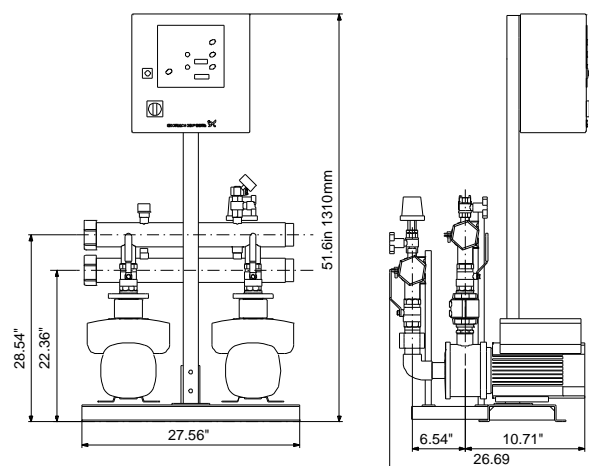
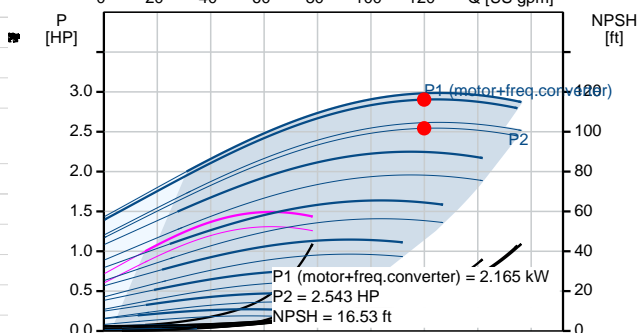
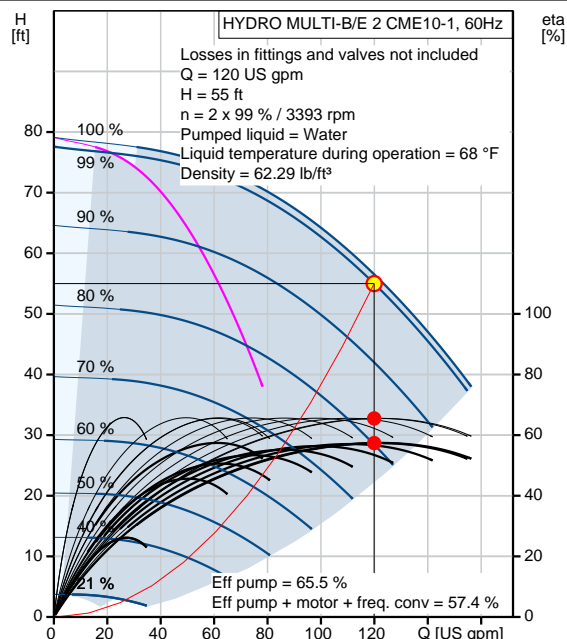
Phone:

Date:

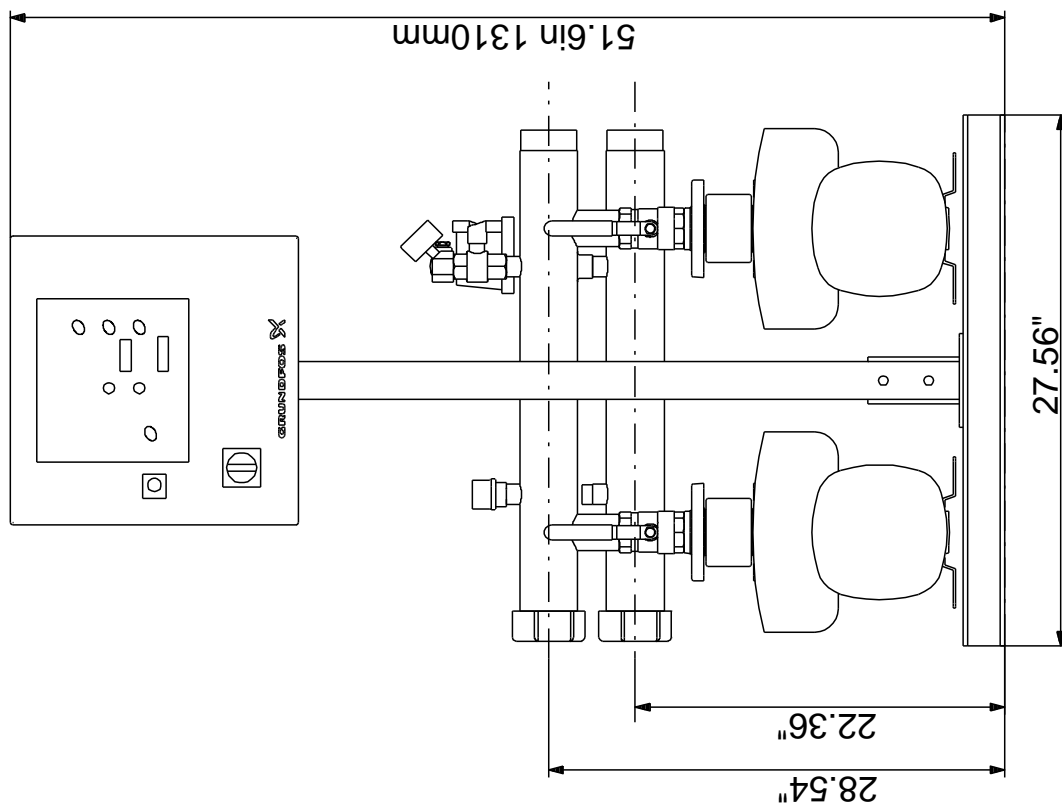
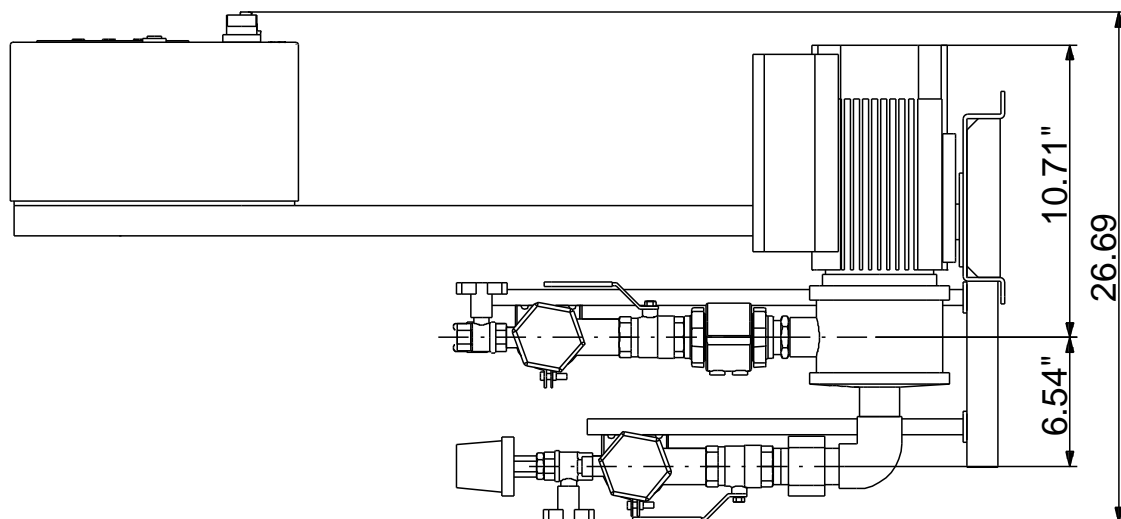
3/7/2019

Count	Description
	Rated Head: 64.64 ft Liquid temperature: 0 – 140 °F Max Pressure : 145 psi  Pump Material: EN-GJL-200 Shaft Seal: AQQE (SiC/SiC/EPDM)  Mains Supply: 200-240 V  Starting Method CME pump: electronically Power of CME pump: 1.5 HP  Size of manifold connection: 2.5NPT Net Weight: 238 lb Gross Weight: 354 lb

Description	Value
<b>General information:</b>	
Product name:	HYDRO MULTI-B/E 2 CME10-1
Product No.:	91149109
EAN:	5711490041200
<b>Technical:</b>	
Actual calculated flow:	120 US gpm
Min flow system:	15.9 US gpm
Resulting head of the pump:	55 ft
Head max:	77.43 ft
Main pump name:	CME10-1
Main pump Number:	98395030
Number of pumps:	2
Model:	A
<b>Materials:</b>	
Pump:	EN-GJL-200
Manifolds:	EN/DIN 1.4571/ AISI 316 TI
<b>Installation:</b>	
Maximum operating pressure:	145 psi
Pipe connection:	2.5NPT
<b>Liquid:</b>	
Pumped liquid:	Water
Liquid temperature range:	32 .. 140 °F
Liquid temperature during operation:	68 °F
Density:	62.29 lb/ft³
<b>Electrical data:</b>	
Power (P2) main pump:	1.5 HP
Main frequency:	60 Hz
Rated voltage:	1 x 200-240 V
Starting main:	electronically
Rated current of system:	13.1 A
<b>Controls:</b>	
Control type:	E
Operation unit:	CU323-2
<b>Tank:</b>	
Diaphragm tank:	No
<b>Others:</b>	
Net weight:	238 lb
Gross weight:	354 lb
Product range:	NAMREG
Custom tariff no.:	8413.70.2040



## 91149109 HYDRO MULTI-B/E 2 CME10-1 60 Hz



Note! All units are in [mm] unless otherwise stated.  
Disclaimer: This simplified dimensional drawing does not show all details.