

| | | | | | |
|-----------------|--------------------------------------|------------------|----------------|-----------|---|
| PROJECT: | Hurley Engineering Web Design Assist | UNIT TAG: | BP-1 | QUANTITY: | 1 |
| REPRESENTATIVE: | Hurley Engineering Company | TYPE OF SERVICE: | Domestic Water | DATE: | |
| ENGINEER: | To Be Determined | SUBMITTED BY: | | DATE: | |
| CONTRACTOR: | To Be Determined | APPROVED BY: | | DATE: | |
| | | ORDER NO.: | | DATE: | |



Product photo could vary from the actual product

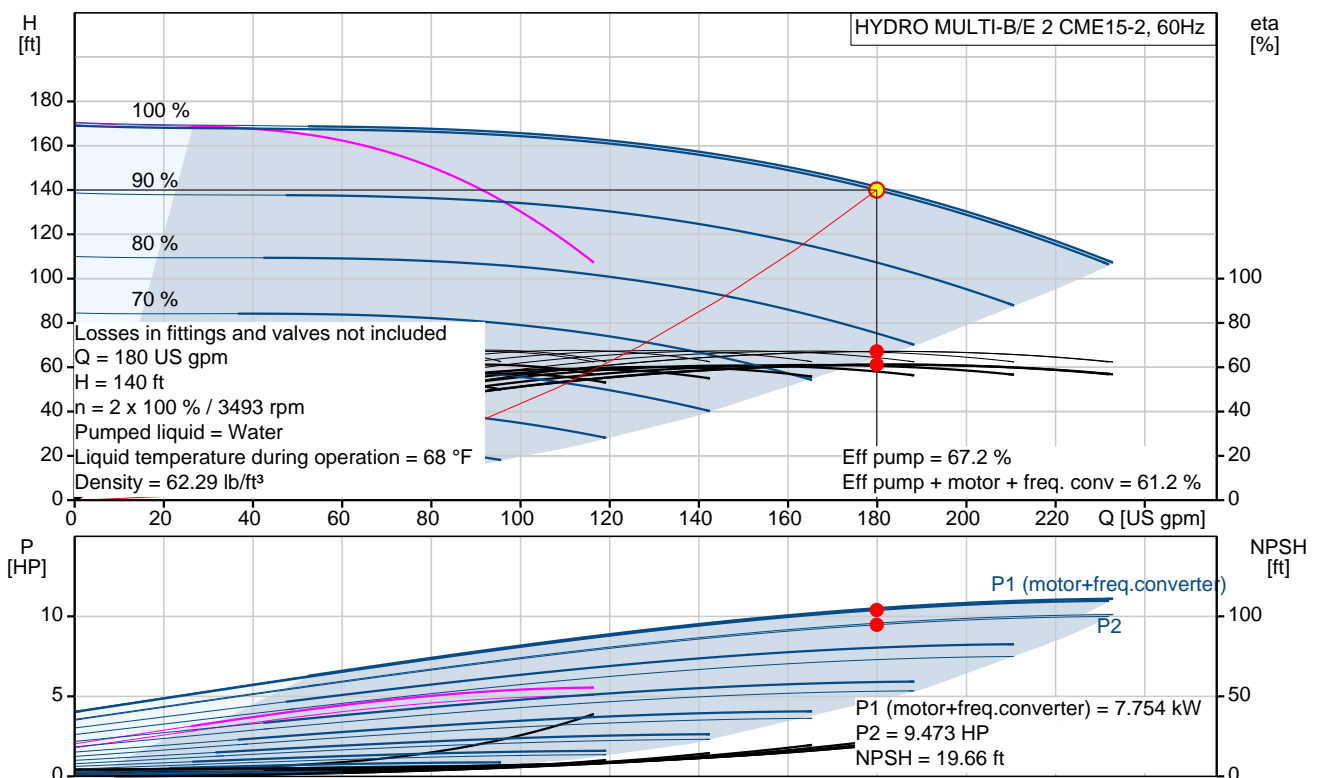
HYDRO MULTI-B/E 2 CME15-2

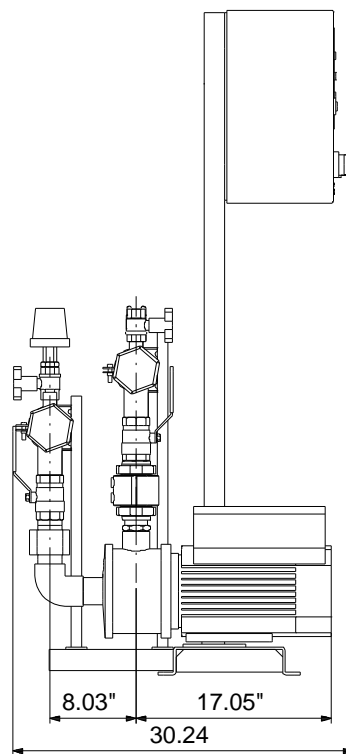
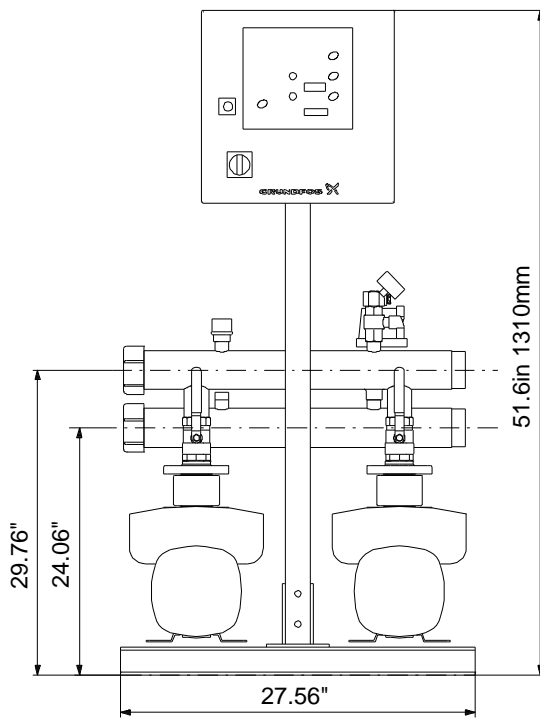
Booster systems with frequency-controlled pumps



HURLEY ENGINEERING
MANUFACTURERS REPRESENTATIVES

| Conditions of Service | | Pump Data | | Motor Data | |
|-----------------------|------------|-----------------------------|--------------|-----------------|-----------|
| Flow: | 180 US gpm | Maximum operating pressure: | 145 psi | Rated voltage: | 208-230 V |
| Head: | 140 ft | Liquid temperature range: | 32 .. 140 °F | Main frequency: | 60 Hz |
| Efficiency: | 61.2 % | Pipe connection: | 3ANSI | | |
| Liquid: | Water | Product number: | 91149118 | | |
| Temperature: | 68 °F | | | | |
| NPSH required: | 19.66 ft | | | | |
| Viscosity: | | | | | |
| Specific Gravity: | 1.000 | | | | |





Materials:

Pump: EN-GJL-200

Manifolds: EN/DIN 1.4571/ AISI 316 TI

| Count | Description |
|-------|---|
| 1 | <p>HYDRO MULTI-B/E 2 CME15-2 Product No.: 91149118 Pressure booster system designed and manufactured by Grundfos. Delivered on a common base plate, completely assembled and tested before it leaves the factory and ready for connection of water and electricity.</p> <p>All pumps are Grundfos CME pumps with integrated frequency drives connected in parallel and operated in cascade.</p> <p>The booster maintains a constant pressure through continuous adjustment of speed of the pumps and starting and stopping the pumps to meet the required flow.</p> <p>The system consists of:</p> <ul style="list-style-type: none"> -2 horizontal multistage pumps with integrated frequency converter, type CME15-2 -A suction and a discharge manifold in EN/DIN 1.4571/ AISI 316 TI -One non-return valve per pump placed on the discharge side as standard. -Two isolating valves and a clamp ring per pump for easy service and inspection of the pumps. -Pressure sensor and gauge. -CU323 Pump controller for controlling parallel coupled pumps in cascade. <p>Optional equipment:</p> <ul style="list-style-type: none"> -Redundant Primary Sensor -Water Shortage Protection -Non return valve on suction side. -Communication Modules for LON, BACnet, Modbus and GSM -Phase Failure monitoring -Beacon -Audible alarm -External transformer -High / Low Level alarm -System in operation indicating lamp -Alarm indicating lamp <p>Accessories:</p> <ul style="list-style-type: none"> -Level Switch 5 meter cable -Level Switch 10 meter cable -Extra documentation <p>Functions and features of the CU323 Pump controller:</p> <ul style="list-style-type: none"> -Constant pressure control -Automatic cascade control -Automatic alternation between pumps -Stop function -High Pressure Protection -Sensor Fault Protection -Motor Protection -Standby pumps -Automatic Display Lock -External Start / Stop (potential free contacts) -Easy to use HMI with 2 displays for set-point and process value -2 digital outputs, -Auto / manual control of pumps -Optional bus communication -Optional Safe Tank filling sequence -Optional monitoring of inlet pressure by means of inlet sensor <p>Technical data: Rated Flow: 180 US gpm</p> |



Company name:

Created by:

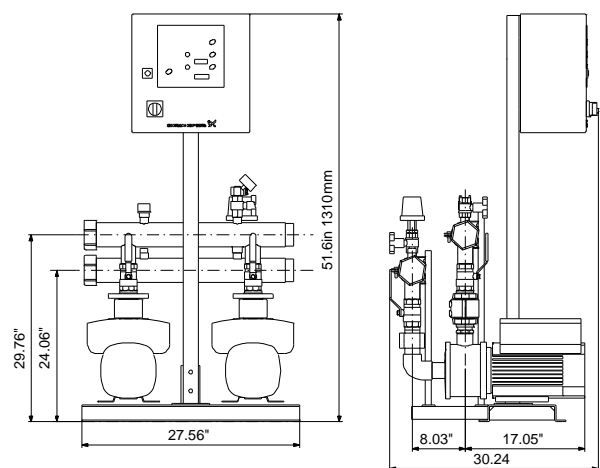
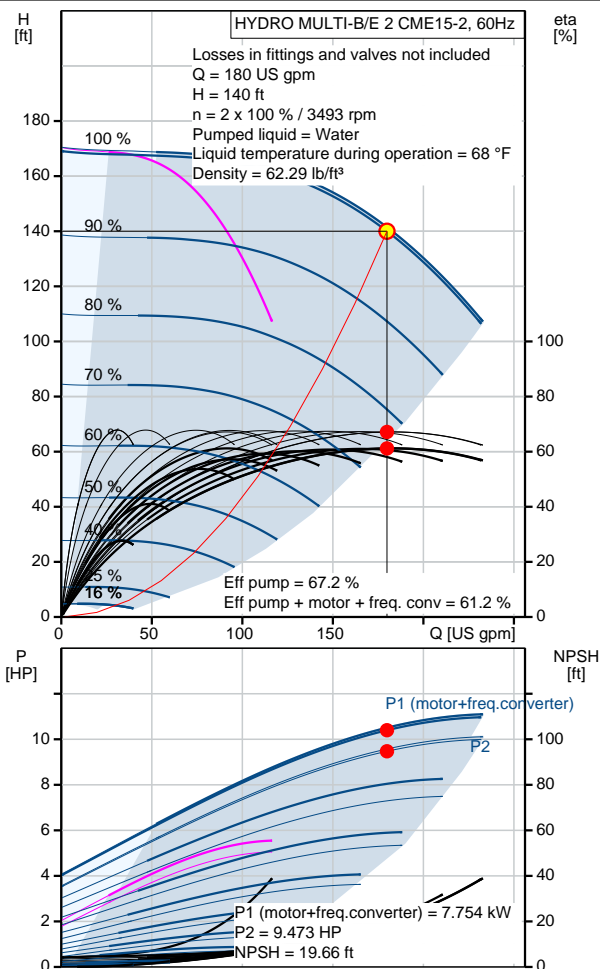
Phone:

Date:

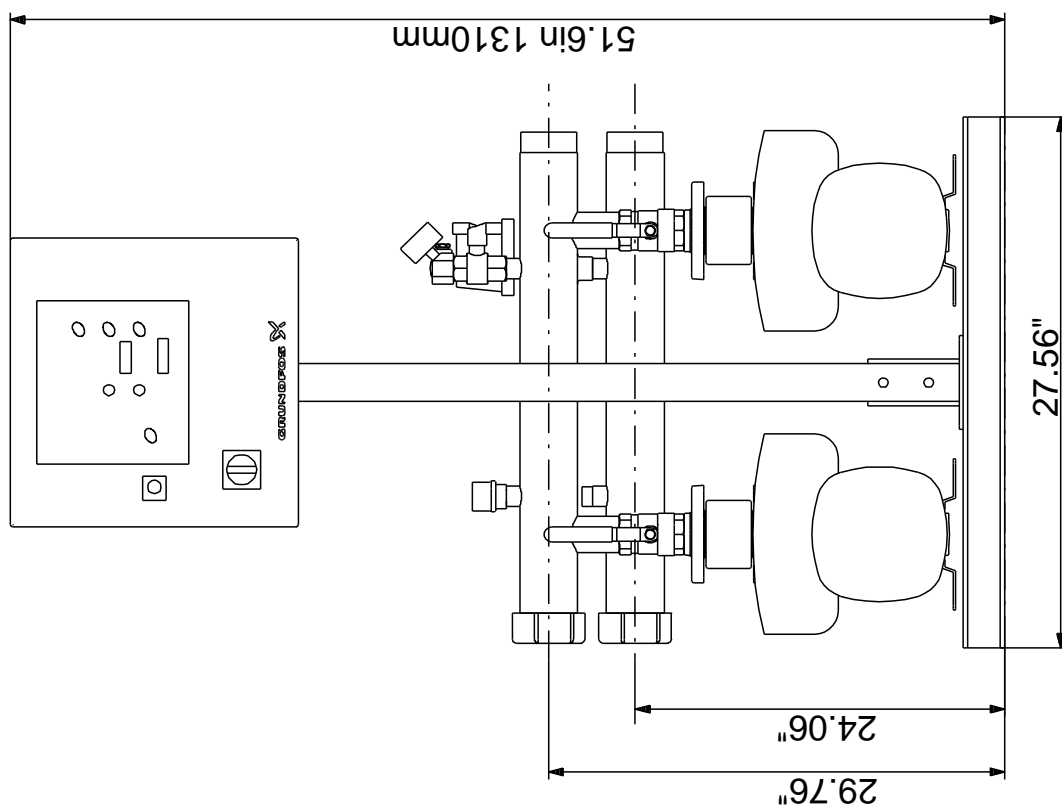
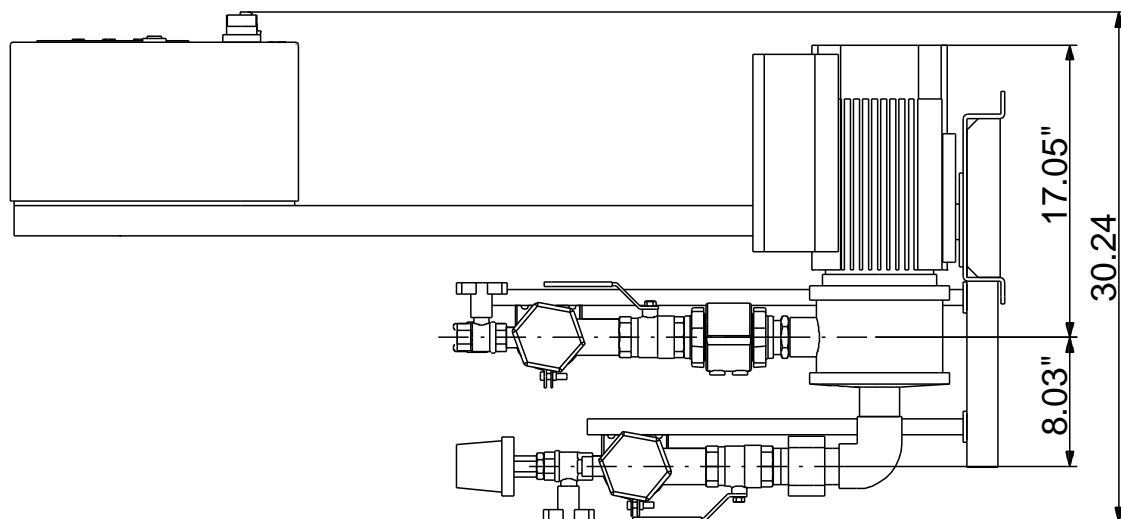
3/7/2019

| Count | Description |
|-------|--|
| | Rated Head: 140.1 ft Liquid temperature: 0 – 140 °F Max Pressure : 145 psi Pump Material: EN-GJL-200 Shaft Seal: AQQE (SiC/SiC/EPDM) Mains Supply: 208-230 V Starting Method CME pump: electronically Power of CME pump: 5 HP Size of manifold connection: 3ANSI Net Weight: 422 lb Gross Weight: 645 lb |

| Description | Value |
|--------------------------------------|----------------------------|
| General information: | |
| Product name: | HYDRO MULTI-B/E 2 CME15-2 |
| Product No.: | 91149118 |
| EAN: | 5711490041293 |
| Technical: | |
| Actual calculated flow: | 180 US gpm |
| Min flow system: | 26.4 US gpm |
| Resulting head of the pump: | 140 ft |
| Head max: | 162.7 ft |
| Main pump name: | CME15-2 |
| Main pump Number: | 99450847 |
| Number of pumps: | 2 |
| Model: | A |
| Materials: | |
| Pump: | EN-GJL-200 |
| Manifolds: | EN/DIN 1.4571/ AISI 316 TI |
| Installation: | |
| Maximum operating pressure: | 145 psi |
| Pipe connection: | 3ANSI |
| Liquid: | |
| Pumped liquid: | Water |
| Liquid temperature range: | 32 .. 140 °F |
| Liquid temperature during operation: | 68 °F |
| Density: | 62.29 lb/ft³ |
| Electrical data: | |
| Power (P2) main pump: | 5 HP |
| Main frequency: | 60 Hz |
| Rated voltage: | 3 x 208-230 V |
| Starting main: | electronically |
| Rated current of system: | 26.8 A |
| Controls: | |
| Control type: | E |
| Operation unit: | CU323-2 |
| Tank: | |
| Diaphragm tank: | No |
| Others: | |
| Net weight: | 422 lb |
| Gross weight: | 645 lb |
| Product range: | NAMREG |
| Country of origin: | US |
| Custom tariff no.: | 8413.70.2040 |



91149118 HYDRO MULTI-B/E 2 CME15-2 60 Hz



Note! All units are in [mm] unless otherwise stated.
Disclaimer: This simplified dimensional drawing does not show all details.